

# GRAND BETHEL OF MISSOURI

## Job's Daughters International®



# BOOK OF CEREMONIES

Revised 2020

# **BOOK OF CEREMONIES GRAND BETHEL OF MISSOURI Job's Daughters International**

## **OPENING CEREMONY**

Grand Bethel Guardian enters from the South Door in the West and the Associate Grand Bethel Guardian enters from the North door in the West; march east on the South and North Marching Lines respectively to a point on the east side of the Altar; then north and south respectively to the Altar; turn east and march to the East. The Grand Bethel Guardian and Associate Grand Bethel Guardian ascend the East Dias. Associate Grand Bethel Guardian hands gavel to Grand Bethel Guardian. (See Plate 2.)

**GBG: One rap of the gavel. (\*) The Grand Bethel of Missouri, Job's Daughters International, is about to convene. We invite all Grand Bethel members, their parents, grandparents, guardians and adults with proper Masonic relationship to remain.**

Opening March as per current version of JDI Ritual.

**GBG: I have the pleasure of introducing the Grand Bethel Honored Queen, \_\_\_\_\_.**  
GBG hands gavel to the GBHQ.

**GBHQ: The Grand Bethel Officers will take their stations.** Continue opening March as per current version of JDI Ritual. The Grand Bethel Guardian and Associate Grand Bethel Guardian take their seats on the sidelines as soon as the line of march leaves the East Line. The GBOG closes South Door in the West from the outside.

**GBHQ: Grand Bethel Marshal, you will display the National Emblem.** (As GB Marshal enters the room three raps of the gavel.) (\*\*\*)

The GBM enters through the North Door with the Flag, marching east to the West Line. Upon reaching the West Line, marches diagonally to the center of the Altar on the west side and faces east. (See Plate 3.)

**GBHQ: All will join me in singing the first verse of the National Anthem.** (At this time, all GB Officers face the Flag.)

Upon completion of the song the GBM turns left and marches north, then east between the Altar and the station of the Grand Bethel Chaplain, marches on a straight line to the East Dias, placing the Flag in the base provided at the right of the Grand Bethel Senior Princess. GB Marshal steps back two steps. (See Plate 3.)

**GBHQ: All citizens of the United States will join in pledging allegiance to the Flag.** Upon completion one rap of the gavel. (\*).

GB Marshal returns to her station by marching on East Line to North Marching Line directly to West Line (See Plate 4.)

**GBHQ: Grand Bethel Sr. Custodian and Grand Bethel Jr. Custodian, you will display the Bethel Flag and the Grand Bethel Flag.**

The GBSC & GBJC enter through the North Door with the Flags, marching east to the West Line. Upon reaching the West Line, marches diagonally to the center of the Altar on the west side and faces east. The GB Custodians shall stand side by side. As soon as the GBSC & GBJC enter with the flags, the GBOG immediately closes the North Door. (See Plate 5.)

**GBHQ: All members and majority members of Job's Daughters you will rise and join me in singing the Bethel Flag Song.** At this time, all Daughters and Majority Members face the Flag.

Upon completion of the song the GBSC & GBJC turn right and march north, then east between the Altar and the station of the Grand Bethel Treasurer, march on a straight line to the East Dais, placing the Flags in the bases provided at the left of the Grand Bethel Junior Princess. (See Plate 6.) The GBSC leaves the East, turns north to return to her station. The GBJC leaves the east turns south to return to her station. (See Plate 7.)

GBHQ: As GBSC & GBJC return to their stations, one rap of the gavel. (\*)

**GBHQ: As we assemble here today in our Grand Bethel, let us be attentive while the Grand Bethel Officers explain their duties.** (Grand Bethel Honored Queen is seated.)

**GBHQ: Grand Bethel Outer Guard, where is your station and explain your duties.**

GBOG: (rise and nods) **Grand Bethel Honored Queen, my station is north of the Grand Bethel Marshal, inside the Grand Bethel room. My duty is to attend outside the closed door of the Grand Bethel when requested to do so.** (Remains standing.)

**GBHQ: Grand Bethel Inner Guard.**

GBIG: (rise and nods) **Grand Bethel Honored Queen, my station is south of the Grand Bethel Guide, inside the closed door of the Grand Bethel room. My duty is to attend inside the closed door, to permit no interruption, and to allow entrance only to those who are duly qualified, when requested to do so.** (Remains standing.)

**GBHQ: Grand Bethel Junior Custodian.**

GBJC: (rise and nods) **Grand Bethel Honored Queen, my station is at the left and west of the Grand Bethel Junior Princess. My duty is to assist in caring for the properties of the Grand Bethel, to assist in the presentation of the Grand Bethel Flag, and to perform any other duties that may be assigned to me by the Grand Bethel Honored Queen.** (Remains standing.)

**GBHQ: Grand Bethel Senior Custodian.**

GBSC: (rise and nods) **Grand Bethel Honored Queen, my station is at the left and west of the Grand Bethel Senior Princess. My duty is to assist in caring for the properties of the Grand Bethel, to assist in the presentation of the Bethel Flag, and to perform any other duties that may be assigned to me by the Grand Bethel Honored Queen.** (Remains standing.)

**GBHQ: Grand Bethel First Messenger.**

**GB1M: (rise and nods) Grand Bethel Honored Queen, my station is southwest of the Altar. My duty is to teach the lessons of truth and honesty in the Welcome Ceremony, and to perform any other duties that may be assigned to me by the Grand Bethel Honored Queen. (Remains standing.)**

**GBHQ: Grand Bethel Second Messenger.**

**GB2M: (rise and nods) Grand Bethel Honored Queen, my station is west of the Altar, between the Grand Bethel First and Fifth Messengers. My duty is to assist in conveying the message of God's love to new members, and to perform any other duties that may be assigned to me by the Grand Bethel Honored Queen. (Remains standing.)**

**GBHQ: Grand Bethel Third Messenger.**

**GB3M: (rise and nods) Grand Bethel Honored Queen, my station is northwest of the Altar. My duty is to share our new members with a lesson of kindness, and to perform any other duties that may be assigned to me by the Grand Bethel Honored Queen. (Remains standing.)**

**GBHQ: Grand Bethel Fourth Messenger.**

**GB4M: (rise and nods) Grand Bethel Honored Queen, my station is west of the Altar between the Grand Bethel Third and Fifth Messengers. My duty is to remind us to be thankful for God's blessings, and to perform any other duties that may be assigned to me by the Grand Bethel Honored Queen. (Remains standing.)**

**GBHQ: Grand Bethel Fifth Messenger.**

**GB5M: (rise and nods) Grand Bethel Honored Queen, my station is in the center of the semicircle. My duty is to encourage the bond of Friendship to all members of our Order, and to perform any other duties that may be assigned to me by the Grand Bethel Honored Queen. (Remains standing.)**

**GBHQ: Grand Bethel Librarian.**

**GBL: (rise and nods) Grand Bethel Honored Queen, my station is at the right and west of the Grand Bethel Senior Princess. My duty is to have a Librarian's Report prepared for Grand Bethel meetings, and to perform any other duties that may be assigned to me by the Grand Bethel Honored Queen. (Remains standing.)**

**GBHQ: Grand Bethel Musician.**

**GBM: (rise and nods) Grand Bethel Honored Queen, my station is at the instrument. My duty is to provide appropriate music for all ceremonies of our Grand Bethel, and to perform any other duties that may be assigned to me by the Grand Bethel Honored Queen. (Remains standing.)**

**GBHQ: Grand Bethel Recorder.**

**GBR: (rise and nods) Grand Bethel Honored Queen, my station is at the left and west of the Grand Bethel Junior Princess. My duty is to assist in keeping minutes for all Grand Bethel Meetings, and to perform any other duties that may be assigned to me by the Grand Bethel Honored Queen.**  
(Remains standing.)

**GBHQ: Grand Bethel Treasurer.**

**GBT: (rise and nods) Grand Bethel Honored Queen, my station is south of the Altar. My duty is to give a report of the financial status of the Grand Bethel, and to perform any other duties that may be assigned to me by the Grand Bethel Honored Queen.** (Remains standing.)

**GBHQ: Grand Bethel Chaplain.**

**GBC: (rise and nods) Grand Bethel Honored Queen, my station is north of the Altar. My duty is to attend at the Altar during the devotions of the Grand Bethel, and to perform any other duties that may be assigned to me by the Grand Bethel Honored Queen.** (Remains standing.)

**GBHQ: Grand Bethel Marshal.**

**GB Marshal: (rise and nods) Grand Bethel Honored Queen, my station is in the West at the left of the Grand Bethel Guide. My duty is to assist the Grand Bethel Guide, and to perform any other duties that may be assigned to me by the Grand Bethel Honored Queen.** (Remains standing.)

**GBHQ: Grand Bethel Guide.**

**GB Guide: (rise and nods) Grand Bethel Honored Queen, my station is in the West. My duty is to conduct new members during the Welcome Ceremony, to escort honored guests, and to perform any other duties that may be assigned to me by the Grand Bethel Honored Queen.** (Remains standing.)

**GBHQ: Grand Bethel Junior Princess.**

**GBJP: (rise and nods) Grand Bethel Honored Queen, my station is at your left. My duty is to represent the Grand Bethel of Missouri, to assist in our ceremonies and to support the Bethels in the State whenever called upon to do so.** (Remains standing.)

**GBHQ: Grand Bethel Senior Princess.**

**GBSP: (rise and nods) Grand Bethel Honored Queen, my station is at your right. My duty is to represent the Grand Bethel of Missouri, to assist in our ceremonies and to support the Bethels in the State whenever called upon to do so.** (Remains standing.)

**GBHQ: My station as Grand Bethel Honored Queen is in the East. My duty is to represent the Grand Bethel of Missouri, to preside at all convocations, to supervise its affairs, to maintain good order, and to be considerate of all members. That I will work for the good of Job's Daughters at all times and see that all Grand Bethel Officers assist the Bethels in the State whenever necessary. Our Grand Bethel Chaplain will lead us in prayer. Three raps of the gavel (\*\*\*)**

GBC leaves her station and marches diagonally to a point halfway between the East Dais and the Altar, in front of the Grand Bethel Honored Queen, turns west and marches to the Altar, opens Bible and kneels. (See Plate 8.)

**GBC: Our Heavenly Father, renew in our hearts our Obligations to each other and to Thee. Help us to practice these obligations in our lives and to teach them in the true spirit. Help us each day to do something for the good of our Order and for Thine Honor and Glory. We ask this in Thy name's sake. Amen.**

GBC returns to her station by backing to the halfway point, marches diagonally to her station, then turns toward the Altar and faces east. (See Plate 9)

**GBHQ: In the name of our Lord and by virtue of the power vested in me by the Grand Guardian Council, I declare the Grand Bethel of Missouri, of Job's Daughters International open for business.** One rap of the gavel. (\*)

GBHQ proceeds with Order of Business as outlined in Article XX of the Rules and Regulations of the Grand Bethel of Missouri.

INTRODUCTIONS: All honored members and guests shall be introduced by the Grand Bethel Honored Queen. They shall be escorted by the Grand Bethel Guide and Grand Bethel Marshal to the East and welcomed by the Grand Bethel Honored Queen, at which time they shall be introduced. Honors are never given – ONLY a hearty welcome.

1. Past Grand Bethel Honored Queens
2. Supreme Bethel Officers and Representatives
3. Grand Guardian and Associate Grand Guardian
4. Grand Bethel Council (Grand Bethel Guardian, Associate Grand Bethel Guardian, Vice Grand Bethel Guardian, Vice Associate Grand Bethel Guardian, and Grand Bethel Guardian Secretary/ Treasurer)
5. Grand Bethel Advisory Board
6. Distinguished guests may be introduced with the approval of the Grand Bethel Guardian.

## **WELCOME CEREMONY**

**GBHQ: Daughters attending a Grand Bethel meeting for the first time will please rise and step to the sidelines.**

The GB Guide and GB Marshal leave their stations and have girls following on the North and South marching lines. The GB Guide and GB Marshal go to their waiting stations and walk to the altar. The GB Guide turns right to the East, the GB Marshal turns left to the east. Once to the East, they turn towards the North/South marching lines so new members form a line in the East in front of the Grand Bethel Trio.

**GBHQ: We will travel together in the bonds of friendship and sisterhood. You have membership in our Organization, which stands for truth and love. Before we continue, our Grand Bethel Chaplain will lead us in prayer. Three raps of the gavel. (\*\*\*)**

GBC approaches Altar and kneels.

**GBC: Our Heavenly Father, we ask Your blessing upon our Grand Bethel and those assembled here today. Bless our new members who have joined our Organization. May we be patient, knowing that all things work together for the good and love of God. May we be faithful to each other, so that we may enjoy the reward friendship. Amen.**

GBC rises and returns to her station. Members receiving the Welcome Ceremony remain standing on the East line.

**GBHQ: One rap of gavel. (\*)**

**GBHQ: You will now be welcomed by the Grand Bethel Officers.**

Each Grand Bethel Officer stands at her station and is seated when lecture is completed.

**GB1M: During your membership in the Job's Daughters International, you will learn many truths. As you enter into the broader activities of life, may you be mindful that honesty is the foundation upon which to build character.**

**GB2M: There is joy in our hearts as we welcome you as members of our Grand Bethel. My message to you is that no matter what your trials may be, know always that you can receive love at the hand of God and He will guide you wherever you go.**

**GB3M: You will learn in Job's Daughters that acts of kindness embraces the love God gives us. Be mindful that your daily life may be an example of this virtue.**

**GB4M: As members of the Job's Daughters International, you will be taught a lesson of gratitude which should guide you during your entire life. Whether in triumph or adversity, let you, like Job, thank God for your blessings.**

**GB5M: May our friendship in Job's Daughters be a bond that will keep us true to one another. Let us strengthen these bonds of sisterhood and be all that our Heavenly Father would have us be.**

**GBJP: As you journey through life, we are sure you will be patient and faithful, and will receive your reward for work well done. May these ties of friendship which bind you to our Grand Bethel become stronger in the years to come.**

**GBSP: Your experience acquired during active membership in our Organization will make you a valuable daughter to our Grand Bethel and we hope that you will often remember where you first received lessons of fraternal friendship in our Bethels of Missouri.**

**GBHQ: Once again, you have been led through a part of the teachings of our beautiful Organization. May your experience in Job's Daughters help you to render valuable service to others throughout your life.**

The GBHQ hands the gavel to the GBSP and descends from the East with Certificates for new members. She introduces each member and returns to the East.

**GBHQ: I now welcome you as members of the Grand Bethel of Missouri. Members and friends, you will join with me in giving them a hearty welcome. (after applause) GB Guide and GB Marshal, you will escort the new members to the sidelines after which you will return to your stations. This concludes our Welcome Ceremony. One rap of the gavel. (\*)**

GB Guide and GB Marshal walk on the North and South marching lines back to their stations, instructing daughters to return to their seats as necessary.



## MEMORIAL CEREMONY

The following program to be given in memory of a member, Past Grand Bethel Honored Queen, Grand Bethel Guardian, Associate Grand Bethel Guardian, Past Grand Bethel Guardian, Past Associate Grand Bethel Guardian, Grand Bethel Advisory Board Member, Past Grand Bethel Advisory Board Member of the Grand Bethel of Missouri.

All Grand Bethel officers remain in their stations.

**GBHQ: With silence as their benediction, God's Angels came and called home virtuous soul(s), leaving in the hearts of friends the loving memory of loyal and faithful servant(s).**

**How sweet and comforting the thought that death begins new life, where the best of earth grows brighter and where ends all pain and strife, where the Master stands with tender hands bidding us ever to come, where our loved ones wait with welcome warmth in our beautiful Heavenly Home.**

**The Golden Chain of our Grand Bethel has been broken, as our Angel have been called from our roster:**

**(member's name and title) on ...(date).....**

**(member's name and title) on ...(date).....**

The Grand Bethel Senior Princess and Grand Bethel Junior Princess leave their stations and walk directly to the northwest and southwest corners of the Altar respectively. The Grand Bethel Senior Princess places a flower(s) on the Altar (not on the Bible) in memory of our departed individuals. (See Plate 9.)

**GBSP: Lives like theirs (his, hers) so gentle and true, die not with the passing of years, but leave their impressions on our hearts, stilling our doubts and fears; guiding our feet on to better paths, through earthly storm and strife, until we, too, like them we loved, receive the crown of life.**

The Grand Bethel Junior Princess places a fern(s) on the Altar (not on the Bible) as a symbol of Life Everlasting.

**GBJP: In God's design for us, that He, Himself, has planned, there are so many hidden things we do not understand, but He would have us know His plan is such a wondrous one, that when we do not understand, to say: Thy will be done.**

The Grand Bethel Senior Princess and Grand Bethel Junior Princess return to their stations. (See Plate 10.)

**GBHQ: Our Grand Bethel Chaplain will lead us in prayer.** Three raps of the gavel. (\*\*\*)

Grand Bethel Chaplain approaches the Altar and kneels.

**GBC: Our Father in Heaven, we come to Thee in this Hour of Reflection and ask that we may carry in our hearts these lessons, that our faith in You gives us hope of immortality. We ask Thy special blessings upon the loved ones left behind, and may we be privileged to love and serve Thee forever. Amen.**

Grand Bethel Chaplain rises and returns to station.

**GBHQ: Beautiful toilers (toiler) with work well done. Beautiful souls (soul) into glory gone. Beautiful lives (life) with their (his, her) crown now won, God giveth them (him, her) rest forever and on.** One rap of the gavel. (\*)

## CLOSING CEREMONY

**GBHQ: Closing ceremony. Grand Bethel Chaplain, you will attend at the Altar.** Three raps of the gavel. (\*\*\*)

GBC approaches the Altar and kneels.

**GBC: Our Heavenly Father, we have been enriched with many blessings today. Lead us to do Thy work wherever we go. We ask that Your all-seeing eye watch over us as we travel to all parts of the State to serve Thee. Grant us, oh Lord, the privilege to assemble again. We ask this in Thy name's sake. Amen.** GBC rises, closes Bible, and returns to her seat

**GBHQ:** One rap of the gavel. (\*)

**GBHQ: The Grand Bethel Officers will retire.** Two raps of the gavel. (\*\*)

Grand Bethel Officers rise. The GBG and AGBG approach and ascend the East Dais.

The Custodians remove the chairs to the Sidelines. The Custodians advance west from their stations to the Altar Line, then south and north to the marching lines and west to a point opposite the GB5M. The GBJC waits until the GBSC removes the GB5M's chair. The two Custodians work together to remove the remainder of the chairs. They return to their stations by retracing their steps. The GBG and AGBG go to the east as the GBC and GBT chairs are removed.

Closing ceremony as per current JDI ritual. Cross to be made per JDI ritual with the exception of the GBHQ, GBSP and GBJP. As the Daughters form the cross, the GBHQ, GBSP, and GBJP leave the East. They shall descend the East Dais, stepping to a point in front of the GBSC and GBJC stations. The GBSP turns right and continues north to the North Marching Line, then west to a point on that line directly north of the center of the Altar. She then turns left and marches south, stopping three steps from the side of the Altar. The GBJP turns left and continues south to the South Marching Line, then west to a point on that line directly south of the center of the Altar. She then turns right and marches north, stopping three steps from the side of the Altar. The GBHQ marches due west to the center of the Altar on the East side, facing the center of the Altar. The GBHQ, GBSP, and GBJP march west to the Altar in a straight-line opposite each other as arms of the cross are formed. (See Plate 12.) Grand Bethel Officers remain standing in the attitude of prayer while all sing "Nearer My God to Thee".

Upon completion of the song, the GB Guide turns right and marches south to the South Marching Line as the GB Marshal marches forward, turns left and marches north to the North Marching Line. The Grand Bethel Officers leave the cross by following the GB Guide and GB Marshal. The GB Guide and GB Marshal upon reaching the South and North Marching Lines, respectively, turn west, retiring through the South Door and the North Door.

After the GB Custodians leave the cross, the GB Princesses turn to nod to the GBHQ. The GBJP turns south, the GBSP turns north, and the GBHQ turns left. The GBHQ squares the south side of the Altar to the center of the west side, the GBSP marches north to the North Marching Line, and the GBJP marches south to the South Marching Line. The GBHQ, GBSP, and GBJP march west (on a straight line opposite each other), the GBSP retiring through the North Door, the GBJP retiring through the South Door. Upon reaching the west (a line immediately in front of the GBG and GBM stations the GBHQ turns left to the South Marching Line, turns right and retires and through the South Door. (See Plate 13)

**GBG: This concludes our ceremony.** One rap of the gavel. (\*)

The GBG and AGBG descends the East Dais.

## INSTALLATION CEREMONY

Prior to the beginning of the Installation, the Grand Bethel Junior Princess and the Grand Bethel Senior Princess crowns and capes are placed on their respective chairs in the East. The Grand Bethel Officer and Representative badges may be carried into the Grand Bethel room or may be placed on their respective chairs. The Installing Musician is seated at the piano before the Ceremony begins and provides appropriate music throughout the Ceremony.

The GBG enters through the South Door and the AGBG enters through the North Door. They proceed to the East Dais in the same manner as when opening the Grand Bethel. (See Plate 14.)

The AGBG hands the gavel to the GBG and she calls the assembly to order with one rap of the gavel. (\*)

**GBG: Members, distinguished guests and friends, we extend to you a cordial welcome. We are about to install into their respective stations the newly elected and selected Officers and Representatives of the Grand Bethel of Missouri.**

GBG then nods to Grand Bethel Installing Guide to enter room. Installing Officers enter through the South Door. They shall be lined up as follows: Grand Bethel Installing Guide, Grand Bethel Installing Flag Bearer, Grand Bethel Installing Recorder, Grand Bethel Installing Jr. Custodian (if used), Grand Bethel Installing Sr. Custodian (if used) Grand Bethel Installing Chaplain, and Grand Bethel Installing Marshal. They shall march on the South Marching Line to the East Line, north on the East Line to the North marching Line and proceed to the West. Installing Officers drop off at their stations as they pass them and remain standing in front of their chairs. (See Plate 15.)

**GBG: Associate Grand Bethel Guardian, you will retire and escort the Grand Bethel Installing Officer to the East.**

AGBG descends Dais, west on Center Line to Altar Line. Turn South on Altar line to South Marching Line then west to the north door, where Installing Officer is waiting. The AGBG, with the Installing Officer holding his right arm, shall enter from the north door, proceed east on South Marching Line to Altar Line, south to the center of the Altar and then east, ascending the dais. (See Plates 16. and 17.)

**GBG: Three raps of the gavel (\*\*\*) It is with pleasure that I present to you \_\_\_\_\_ who will serve as the Grand Bethel Installing Officer of the evening.** GBG hands gavel to Grand Bethel Installing Officer. GBG and AGBG take seats on south side.

Grand Bethel Installing Officer referred to hereafter as GBIO.

GBIO: One rap of the gavel (\*)

**GBIO: It is my pleasure to introduce those who will assist in this Installation Ceremony.** Installing Officers will rise as their names are read.

_____	<b>Grand Bethel Installing Guide</b>
_____	<b>Grand Bethel Installing Marshal</b>
_____	<b>Grand Bethel Installing Recorder</b>
_____	<b>Grand Bethel Installing Chaplain</b>
_____	<b>Grand Bethel Installing Flag Bearer</b>
_____	<b>Grand Bethel Installing Sr. Custodian (Optional)</b>
_____	<b>Grand Bethel Installing Jr. Custodian (Optional)</b>
_____	<b>Grand Bethel Installing Musician</b>

GBIO: One rap of the gavel. (\*) (The Installing Recorder records minutes of the Installation.)

**GBIO: Grand Bethel Installing Guide and Grand Bethel Installing Marshal, you will retire and escort into the Grand Bethel Room the newly elected and selected Grand Bethel Officers and Representatives.**

Grand Bethel Installing Guide and Grand Bethel Installing Marshal retire by leaving their stations, stepping forward to the West Line, then to the South and North Doors respectively. Grand Bethel Installing Marshal shall lead the Grand Bethel Representatives on the North Marching Line to the seats reserved for them. Grand Bethel Installing Marshal returns to the North Door. (Plate 18) The Officers are to be Lined up as follows: North Door: Grand Bethel Installing Marshal, Grand Bethel Senior Princess, Grand Bethel Marshal, Grand Bethel Chaplain, Grand Bethel Musician, Grand Bethel Librarian, Grand Bethel 3<sup>rd</sup> Messenger, Grand Bethel 4<sup>th</sup> Messenger, Grand Bethel 5<sup>th</sup> Messenger, Grand Bethel Outer Guard, Grand Bethel Senior Custodian. South Door: Grand Bethel Installing Guide, Grand Bethel Honored Queen, Grand Bethel Junior Princess, Grand Bethel Guide, Grand Bethel Recorder, Grand Bethel Treasurer, Grand Bethel 1<sup>st</sup> Messenger, Grand Bethel 2<sup>nd</sup> Messenger, Grand Bethel Inner Guard, Grand Bethel Junior Custodian. If a special ceremony is used, the Grand Bethel Officers are lined up according to the reader. They shall march on the South and North Marching Lines and into the formation selected by the Grand Bethel Honored Queen-Elect. Grand Bethel Installing Guide and Grand Bethel Marshal return to their stations. (See Plate 19)

GBIO: One rap of the gavel to seat the officers and representatives. (\*)

GBIO: **The Bible Ceremony will be given by \_\_\_\_\_** (Bible remains closed)

GBIO: **Grand Bethel Installing Flag Bearer, you will present the National Emblem west of the Altar.** Three raps of the gavel when GBIFG enters the room (\*\*\*)

Grand Bethel Installing Flag Bearer proceeds to the South Marching Line to the West Line to the North Marching Line and picks up Flag which has been placed outside the North Door. (See Plate 20.) As Grand Bethel Installing Flag Bearer enters through the North Door, Grand Bethel Installing Officer raps three times. She marches east to the West Line, upon reaching West Line, marches diagonally to the center of the Altar on the west side and faces east. Grand Bethel Installing Musician plays first chord of the National Anthem and all sing first verse. Upon completion of the song, the Grand Bethel Installing Flag Bearer turns left and marches north then east between the Altar and the station of the Grand Bethel Chaplain, marches on a straight line to the East Line, placing the Flag in the base provided at the right of the Grand Bethel Senior Custodian. Grand Bethel Installing Flag Bearer steps back two steps. (See Plate 21.)

GBIO: **All citizens of the United States will join in pledging allegiance to the Flag.** One rap of the gavel. (\*)

Grand Bethel Installing Flag Bearer returns to her station. (See Plate 21.)

Optional: Presentation of Bethel Flag, Grand Bethel Flag, and other JD Country Flags. To be presented by the GBIFB.

GBIO: **Before proceeding with our Ceremony, let us ask the blessing of our Heavenly Father.** Three raps of the gavel (\*\*\*)

Grand Bethel Installing Chaplain approaches the Altar and kneels.

**GBIC: Our Loving Father, we come to Thee in Faith, knowing that Thou will hear and answer our prayer. We ask Thy blessing to rest upon us as we humbly seek to do Thy will. Grant these Grand Bethel Daughters whom we are about to invest with authority, the spirit of love and charity. Help them to see clearly the influence of a beautiful, womanly life and to encourage and inspire Job's Daughters wherever they may go. Give them courage, strength and wisdom as they labor for the highest ideals of life. We ask this in Thy name. Amen.** GBIC returns to her station.

GBIO: One rap of the gavel. (\*)

**GBIO: Grand Bethel Installing Recorder, you will read the names and Bethel numbers of the Daughters who have been elected and selected to serve as Grand Bethel Officers and Representatives for the ensuing year, and the jurisdictions they represent. As their names are read, they will rise and stand in front of their chairs.**

GBIR rises and proceeds to read the names of those being installed and is then seated.

**GBIO: You will place your right hand over your heart and repeat after me.** (Place gavel over heart.)  
**In the presence of these witnesses / I sincerely promise / that I will be guided by the advice of the Grand Bethel Guardian / in the performance of my duties / as an Officer or Representative / of the Grand Bethel of Missouri. / That I will promote the welfare and growth / of the Job's Daughters International / at all times. / That I will encourage and assist the younger Daughters / to learn the Ritual work / and to follow closely the aim of Job's Daughters / that I may be a fitting example / for the members of our Organization.** One rap of the gavel. (\*)

Order of Installing the Officers and Representatives may be reversed. Suggested order if GBHQ is installed last: Representatives, GBIG and GBOG, GBSC and GBJC, GBC, GBM and GBL, GBR and GBT, Messengers, GB Guide and GB Marshal, GBSP and GBJP, GBHQ.

General Instructions for presenting Grand Bethel Officers for Installation. Grand Bethel Installing Guide and Grand Bethel Installing Marshal leave waiting stations at Altar Line and proceed west on North and South Marching Lines to Officer, nod to officer and conduct them west of the Altar. The Grand Bethel Installing Guide shall present the Grand Bethel Honored Queen, Junior Princess, Guide, Recorder, Treasurer, 1<sup>st</sup> Messenger, 2<sup>nd</sup> Messenger, Junior Custodian and Inner Guard. The Grand Bethel Installing Marshal shall present the Grand Bethel Senior Princess, Marshal, Chaplain, Musician, Librarian, 3<sup>rd</sup> Messenger, 4<sup>th</sup> Messenger, 5<sup>th</sup> Messenger, Senior Custodian and Outer Guard.

**GBIO: It is my pleasure to present the Grand Bethel Representatives.** (All Representatives rise).  
**Daughters, as Grand Bethel Representatives, you have been selected to represent a State, Country or Province wherein are found Job's Daughters. By interchange of communications and ideas, we shall become familiar with other Bethels throughout our international organization. It shall be your duty to make a full report at the next Annual Meeting of this Grand Bethel. Grand Bethel Representatives, you will invest yourselves, with the badge of your office.** One rap of the gavel. (\*)

**GBIO: Grand Bethel Installing Guide and Grand Bethel Installing Marshal, you will present the Grand Bethel Inner Guard and Grand Bethel Outer Guard for installation.**

**GBIO: (name), Grand Bethel Inner Guard, it shall be your duty to guard the doors of our Grand Bethel, to see that all who enter are entitled to do so, and to allow no interruptions. .**  
**(name), Grand Bethel Outer Guard, it shall be your duty to guard well the doors of our Grand Bethel and prevent any disturbance to the Grand Bethel.**

**Grand Bethel Installing Guide and Grand Bethel Installing Marshal you will invest each of the officers with the badge of her office after which you will conduct them to their stations.**

**GBIO: Grand Bethel Installing Guide and Grand Bethel Installing Marshal, you will present the Grand Bethel Senior Custodian and Grand Bethel Junior Custodian for installation.**

**GBIO: (name), Grand Bethel Senior Custodian, and (name), Grand Bethel Junior Custodian, it shall be your duty to see that all is in order for the Grand Bethel ceremonies, to present and care of the Bethel and Grand Bethel Flags and to perform such other duties that may be assigned to you. Grand Bethel Installing Guide and Grand Bethel Installing Marshal you will invest each of the officers with the badge of her office after which you will conduct them to their stations.**

**GBIO: Grand Bethel Installing Guide and Grand Bethel Installing Marshal, you will present the Grand Bethel Messengers for installation.**

**GBIO: (name), Grand Bethel First Messenger, (name), Grand Bethel Second Messenger, (name), Grand Bethel Third Messenger, (name), Grand Bethel Fourth Messenger, (name), Grand Bethel Fifth Messenger, it shall be your duty as Messengers of this Grand Bethel to be proficient in all work as required in the “Book of Ceremonies” of this Grand Bethel, to be ready to assist Bethels when requested and to perform such other duties as may be assigned to you.**

**Grand Bethel Installing Guide and Grand Bethel Installing Marshal you will invest each of the officers with the badge of her office after which you will conduct them to their stations.**

**GBIO: Grand Bethel Installing Guide and Grand Bethel Installing Marshal, you will present the Grand Bethel Recorder and Grand Bethel Treasurer for installation.**

**GBIO: ...(name), Grand Bethel Recorder, it shall be your duty to present to the Grand Bethel Guardian Secretary a complete and accurate record of Annual and Special meetings of the Grand Bethel, within ten days following said meeting. ...(name), Grand Bethel Treasurer, it shall be your duty to give a report of the financial status of the Grand Bethel at the Annual meeting and to assist when called upon to do so.**

**Grand Bethel Installing Guide and Grand Bethel Installing Marshal you will invest each of the officers with the badge of her office after which you will conduct them to their stations.**

**GBIO: Grand Bethel Installing Guide and Grand Bethel Installing Marshal, you will present the Grand Bethel Chaplain, Grand Bethel Musician, and Grand Bethel Librarian for installation.**

**GBIO: ...(name), Grand Bethel Chaplain, it shall be your duty to lead the Grand Bethel in its devotions and to assist whenever requested by the Grand Bethel Honored Queen. ...(name), Grand Bethel Musician, it shall be your duty to furnish appropriate music for all ceremonies of the Grand Bethel and to practice harmony in your daily life as well. ...(name), Grand Bethel Librarian, it shall be your duty to present a report for all Grand Bethel meetings promoting good literature, arts and sciences.**

**Grand Bethel Guide and Grand Bethel Installing Marshal you will invest each of the officers with the badge of her office after which you will conduct them to their stations.**

**GBIO: Grand Bethel Installing Guide and Grand Bethel Installing Marshal, you will present the Grand Bethel Guide and Grand Bethel Marshal for installation.**

**GBIO: (name), Grand Bethel Guide, it shall be your duty to escort the honored guests and to assist in every way possible for the good of the Grand Bethel. (name), Grand Bethel Marshal, it shall be your duty to care for and display the Flag of our country and to assist in the escort of all guests. Grand Bethel Installing Guide and Grand Bethel Installing Marshal you will invest each of the officers with the badge of her office after which you will conduct them to their stations.**

**GBIO: Grand Bethel Installing Guide and Grand Bethel Installing Marshal, you will present the Grand Bethel Senior Princess and Grand Bethel Junior Princess for installation.**

**GBIO (name), Grand Bethel Senior Princess and (name), Grand Bethel Junior Princess, you have been elected to serve this Grand Bethel for the ensuing year. It shall be your duty to assist the Grand Bethel Honored Queen, and to render every possible assistance to the Grand Bethel of Missouri. You should conduct yourselves at all times with quiet dignity befitting your high office.**

**GBIO: Grand Bethel Installing Guide and Grand Bethel Installing Marshal, you will invest these officers with the badges of their office. Grand Bethel Installing Guide and Grand Bethel Installing Marshal, you will escort these Officers to the East and where they will be invested with the honors of their stations.**

Officers are invested with the honors of their stations on the East Line, after which they ascend the dais and the Grand Bethel Installing Guide and Grand Bethel Installing Marshal return to their waiting stations.

**GBIO: Grand Bethel Installing Guide and Grand Bethel Installing Marshal, you will present the Grand Bethel Honored Queen-Elect at the Altar, causing her to kneel and place her hands on the open Holy Bible, for Installation. GBIO leaves the East with her gavel and stands in front of the Altar.**

The Bible can be moved closer to the GBHQ but will remain facing as it was placed.

**GBIO: (Daughter's name), you will repeat after me. (Places the gavel over heart)**

**I will be faithful to the Laws / of Job's Daughters International / respect the Supreme, Grand and Grand Bethel Guardian Councils / and endeavor to be worthy of my office / so help me God.**

(Lowers gavel and addresses GBHQ and audience.)

**It is the Grand Bethel Honored Queen who sets the example in all we do, whether young and vivacious or mature and poised. It is she, with her Princesses who set the tempo of movement in both speech and floor work.**

**(name), you have been given the honor of being elected to serve this Grand Bethel as Grand Bethel Honored Queen. It shall be your duty to preside in a just and gracious manner, to be kind, patient, and helpful in your work as a leader of the Grand Bethel of Missouri. You will cooperate in every way with the Grand Bethel Guardian and help promote the welfare of the Grand Bethel of Missouri. May you accept your authority with humility and express in your daily life, the principles which make Job's Daughters the fairest in the land.**

**Grand Bethel Installing Guide, you will invest this Officer with the Badge of her office.**

GBIO backs up three steps and turns to return to the East.

**Grand Bethel Installing Guide and Grand Bethel Installing Marshal you will escort the Grand Bethel Honored Queen to the East.**

GBIG and GBIM return to waiting stations immediately after escorting the GBHQ to the East Line.

GBHQ may have an escort (approved by the GBG), song optional. Upon reaching the East Line, the GBHQ will be invested with her cape and crown by the GBIO and both shall ascend the dais together.

GBIO: Three raps of the gavel. (\*\*\*) **It is with great pleasure I present to you (name) who has been installed as Grand Bethel Honored Queen for the ensuring year.** One rap of the gavel. (\*)

GBIO: **Grand Bethel Installing Recorder you will make the proclamation.**

GBIR: **I now proclaim the Officers and Representatives of the Grand Bethel of Missouri, duly and regularly installed.** Grand Bethel Installing Recorder rises and makes the proclamation from the desk.

GBIO: One rap of the gavel. (\*)

Grand Bethel Installing Officer hands gavel to Grand Bethel Honored Queen.

GBHQ: **The Grand Bethel Installing Officers may retire.**

The GB Installing Officers will retire in the same fashion as entering the room.

Special ceremonies or presentations for the Grand Bethel Honored Queen and/or Jr. Past Grand Bethel Honored Queen may follow with the approval of the Grand Bethel Council together with the presentation of the Past Grand Bethel Honored Queen's jewel.

GBHQ: **Grand Bethel Chaplain, you will approach the Altar and close the Bible.** (See Plate 8.)

Three raps of the gavel. (\*\*\*)

GBC returns to her station by backing to the halfway point, marches diagonally to her station, then turns toward the Altar and faces east. (See Plate 9)

Benediction: (Optional)

GBHQ invites the Jr. Past GBHQ to sign the Bible once the Bible is closed.

GBHQ: **All present except Grand Bethel Officers, Grand Bethel Representatives, Grand Bethel Guardian and Associate Grand Bethel Guardian will please be seated until the Grand Bethel Officers have retired.**

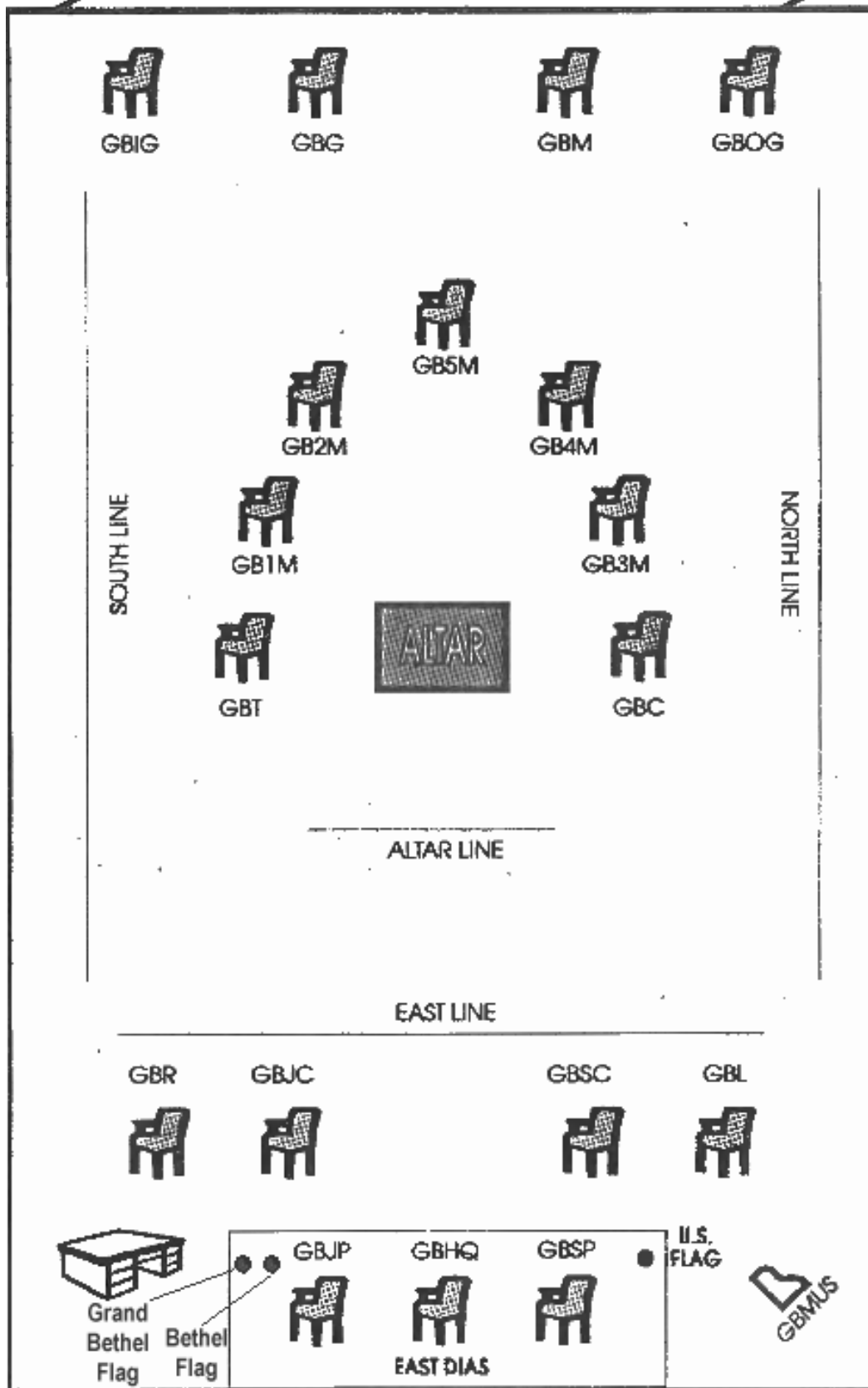
Chairs are removed in the same fashion as a Grand Bethel Meeting. Closing March per the Grand Bethel of Missouri Closing ceremony.

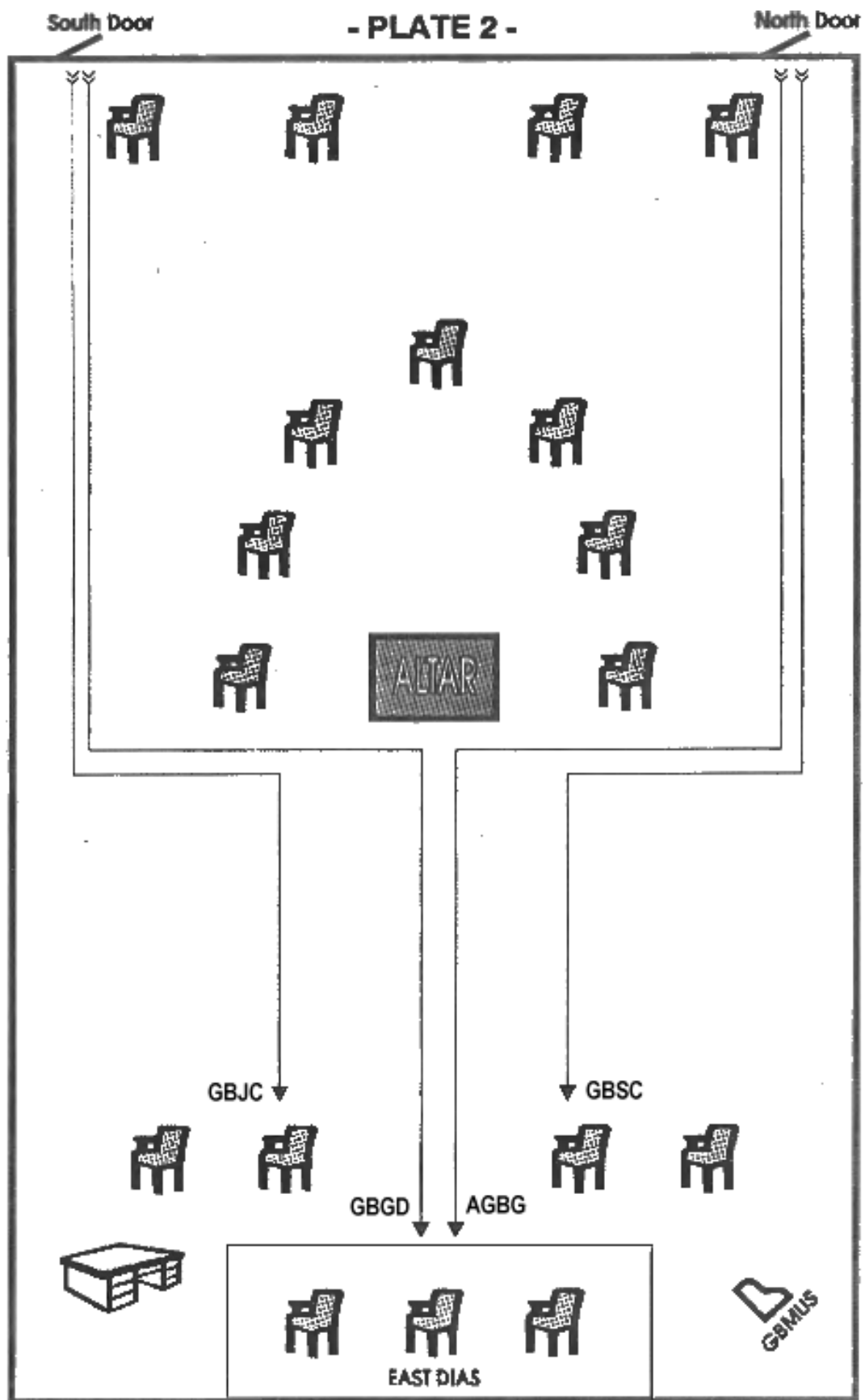


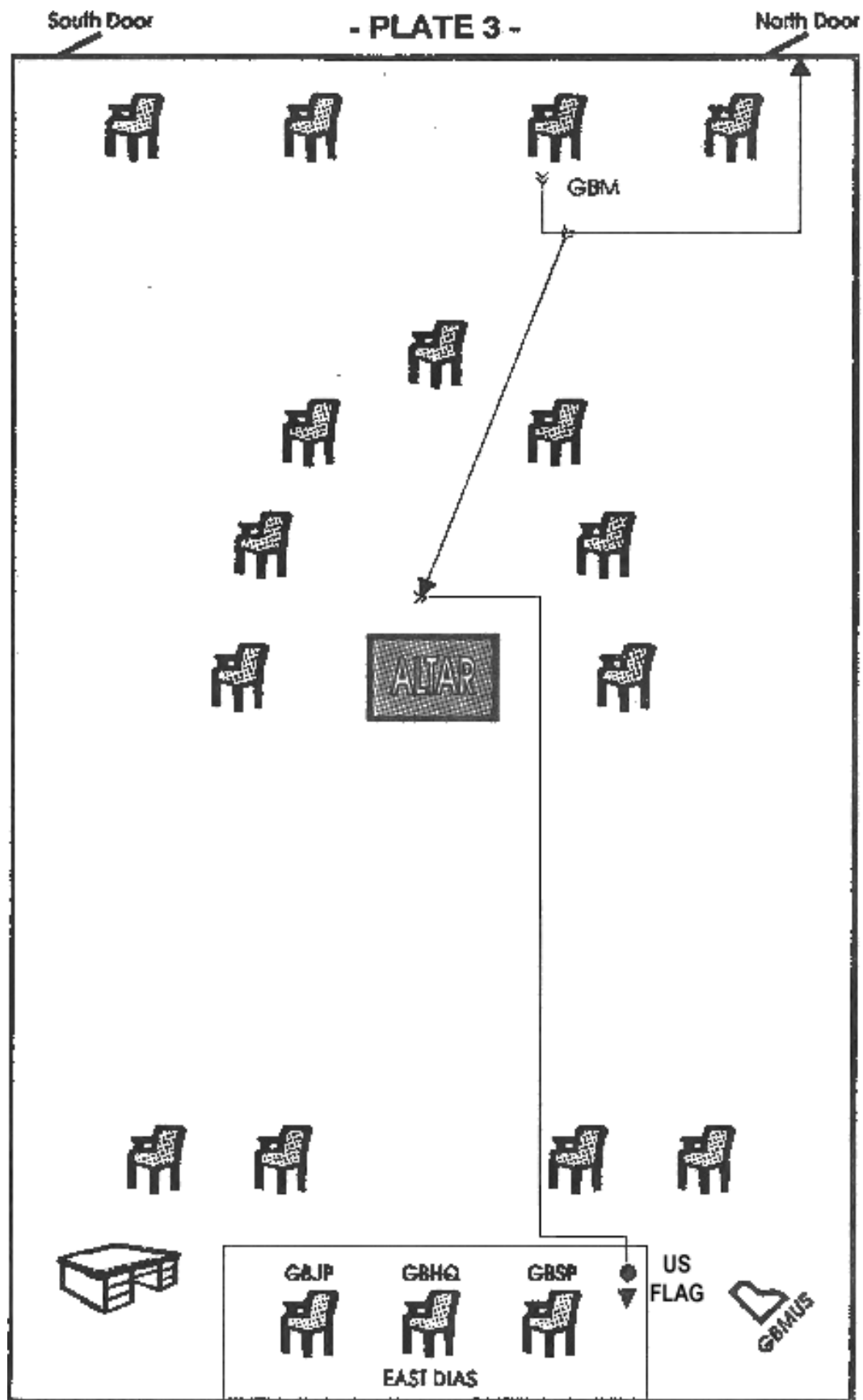
South Door

- PLATE 1 -

North Door




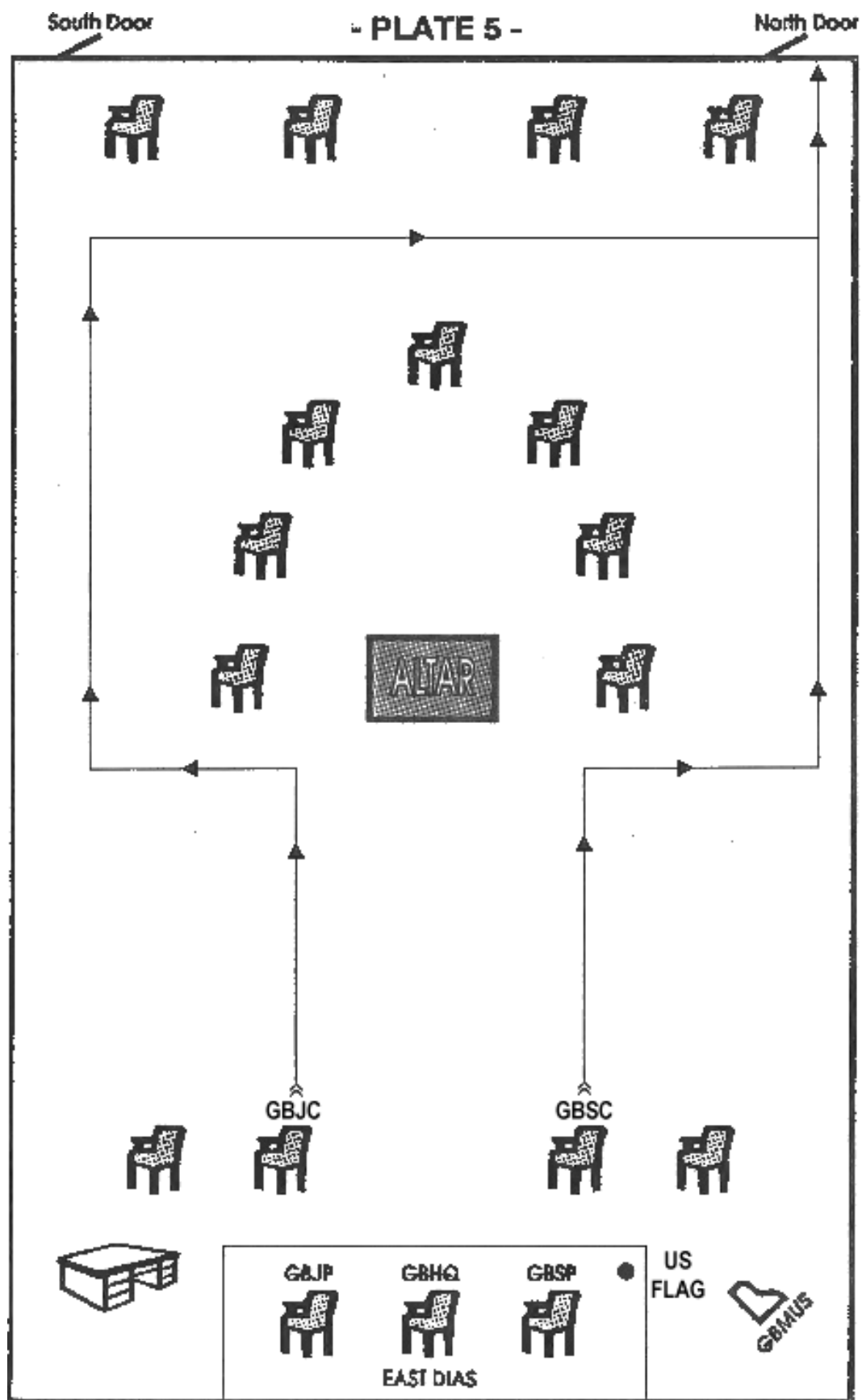


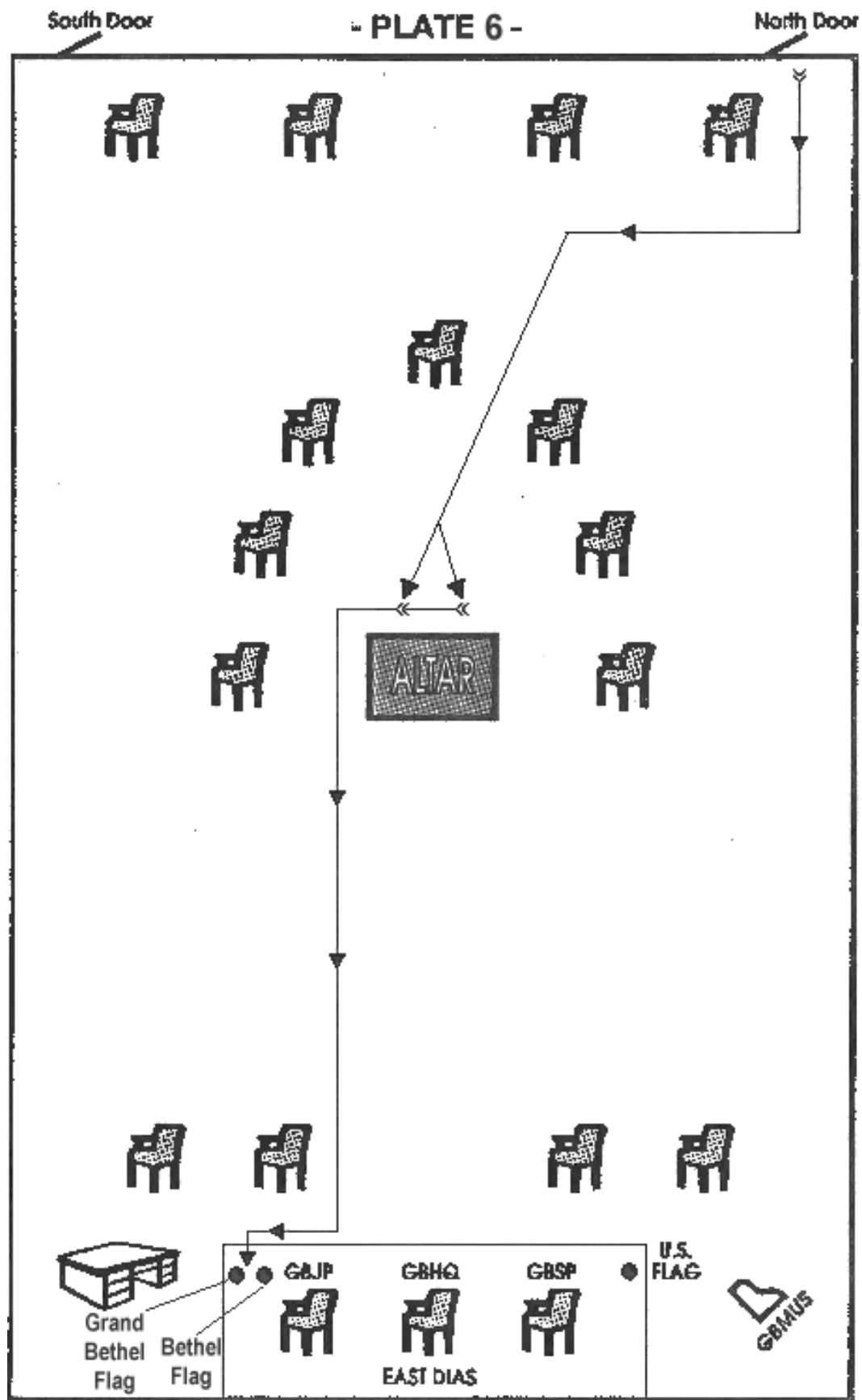


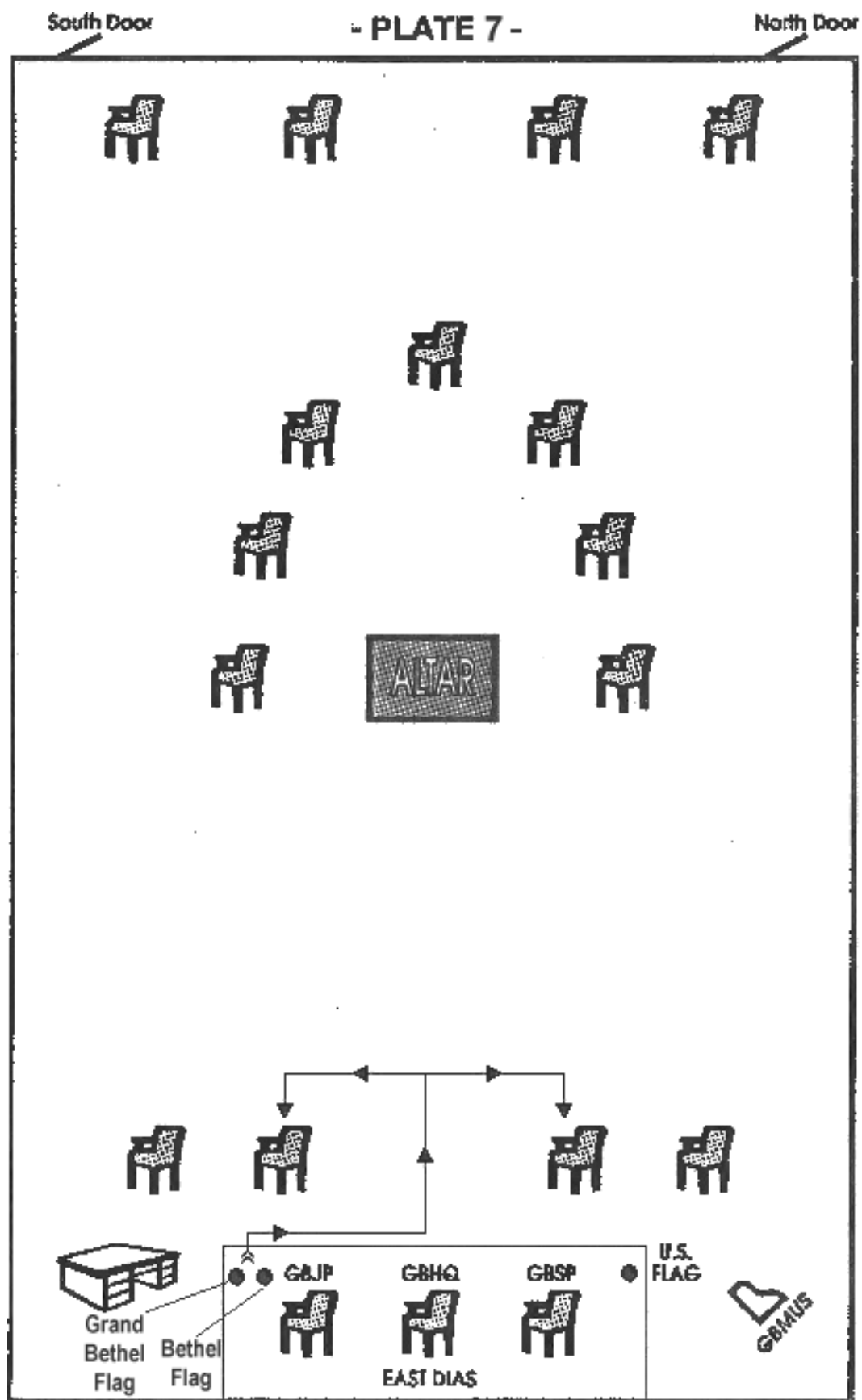
- PLATE 4 -

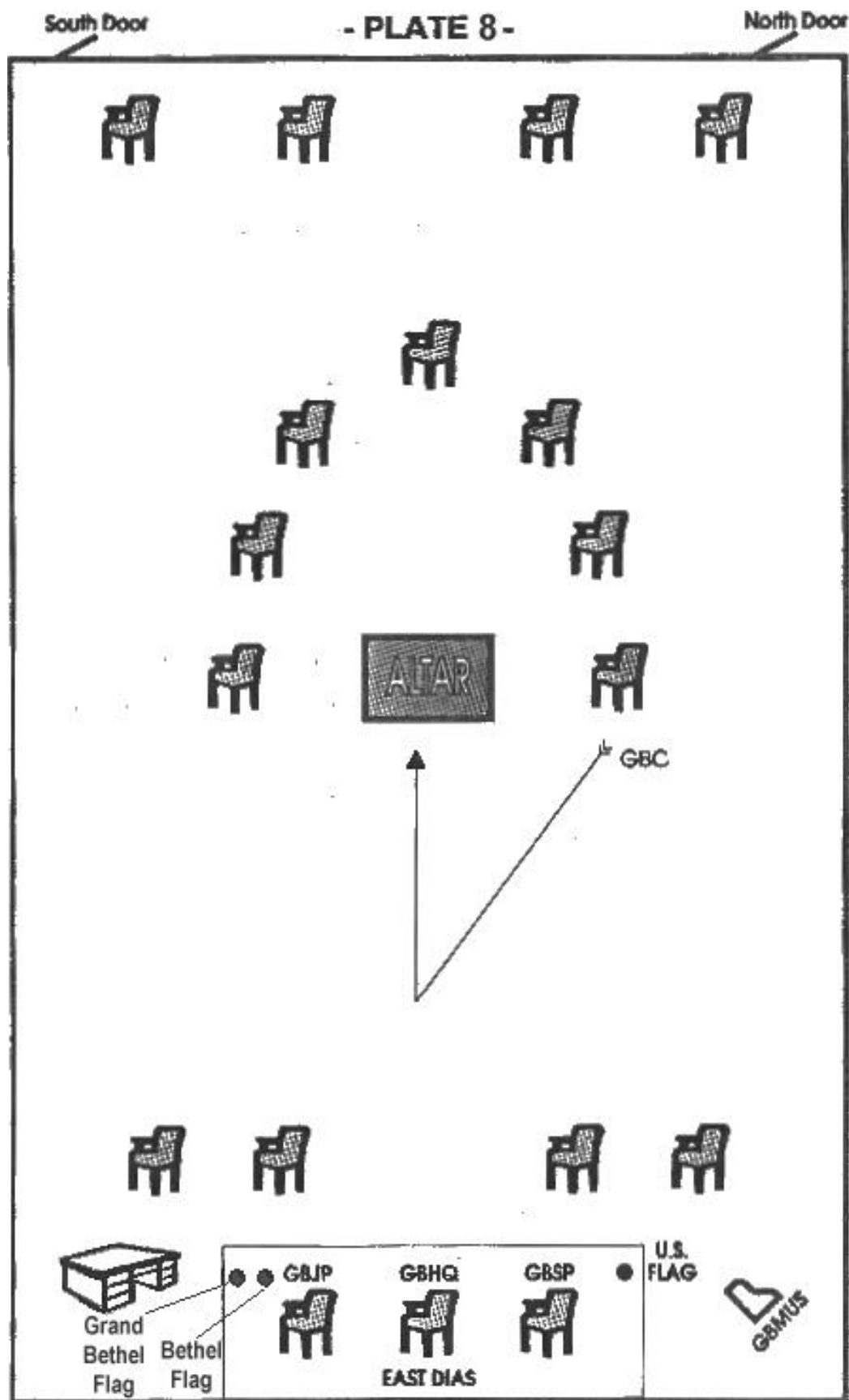
North Door



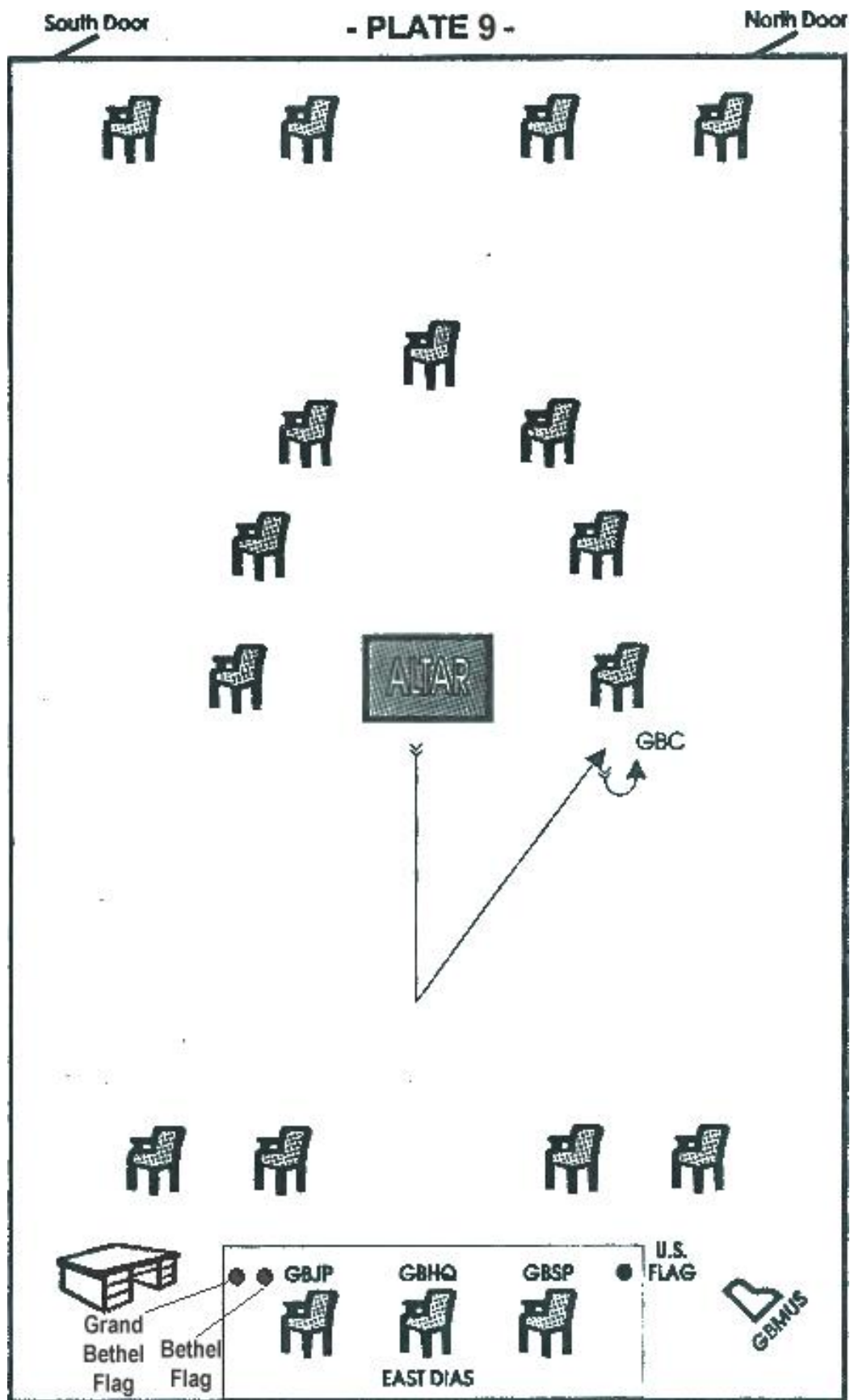


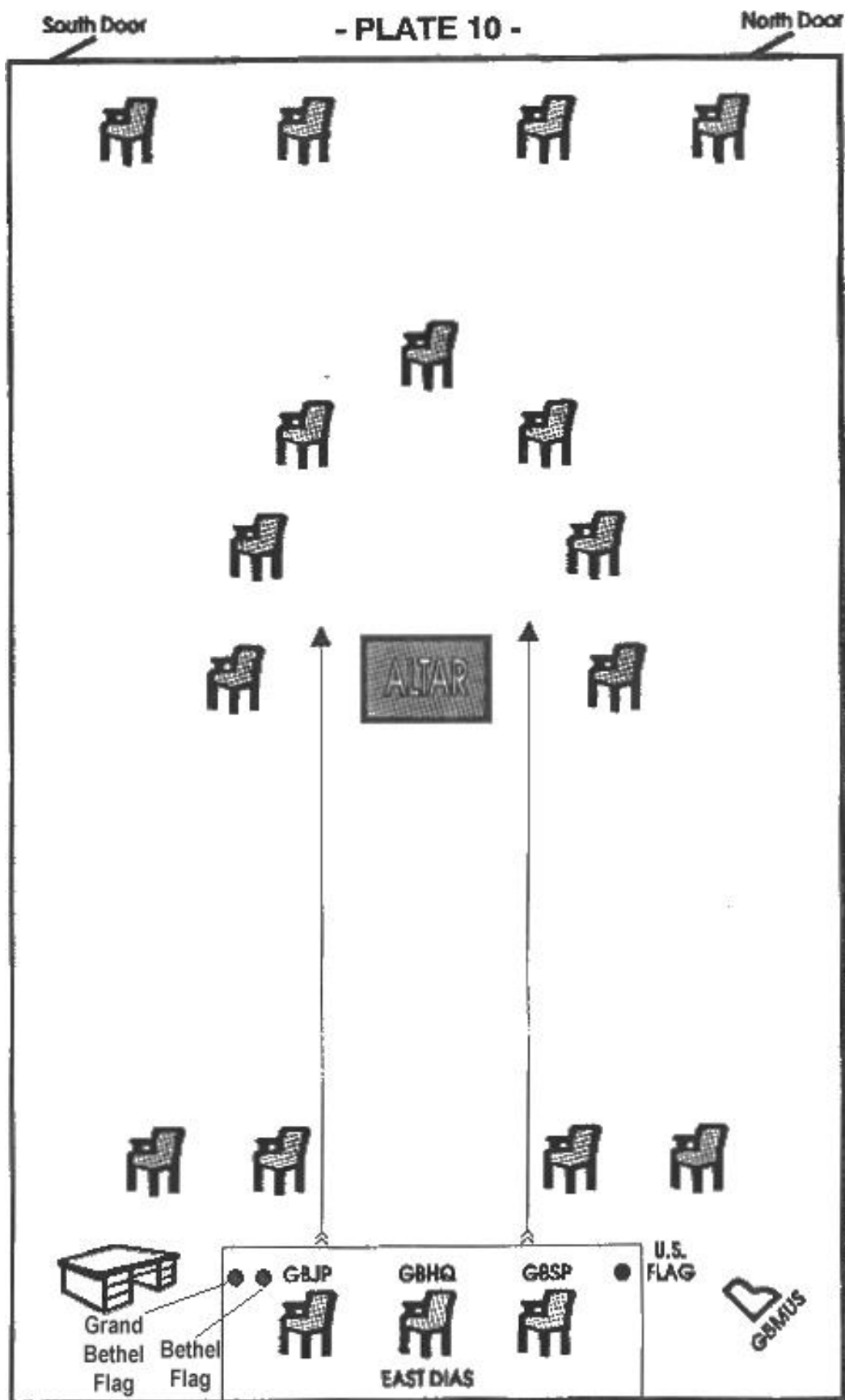


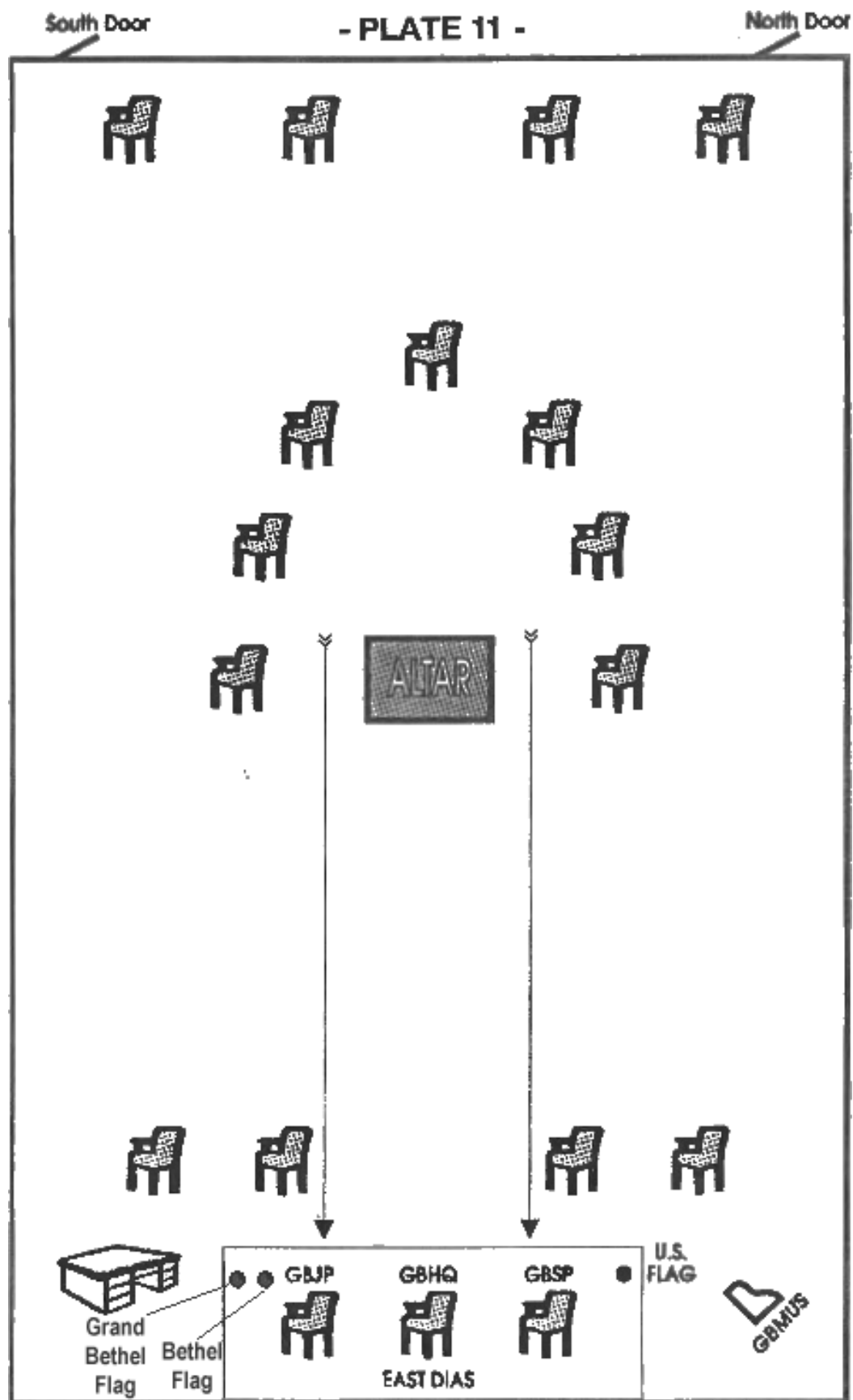


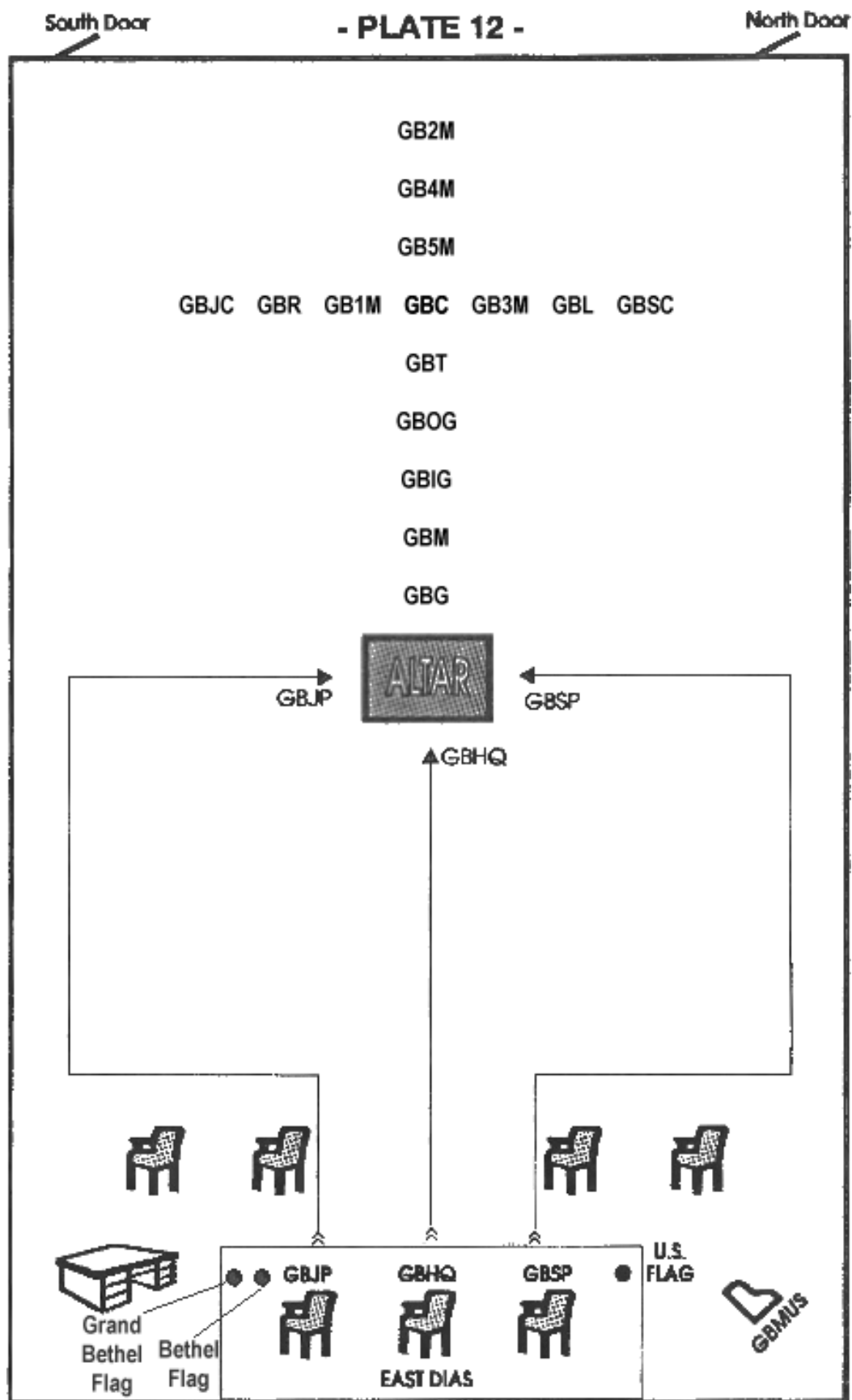


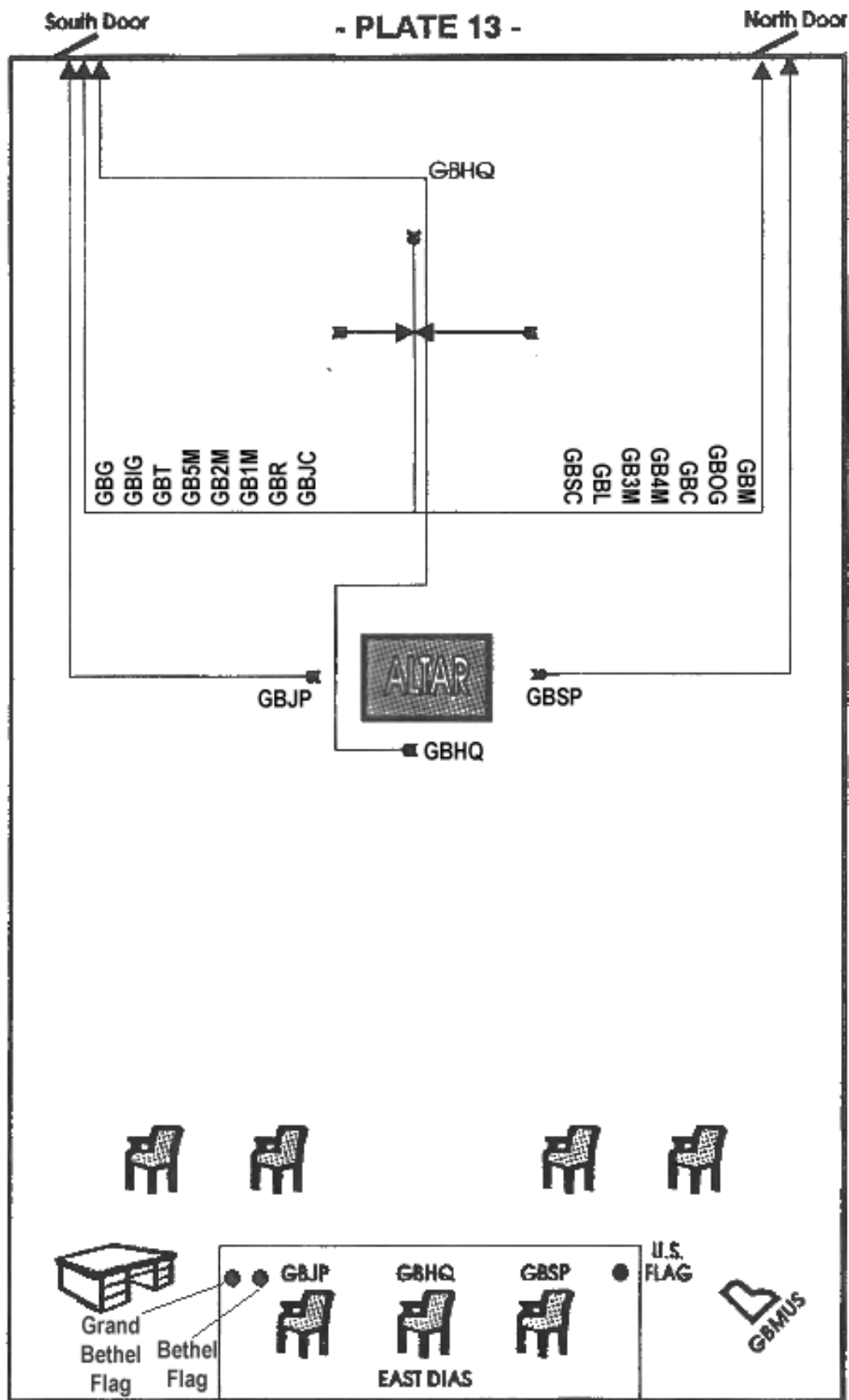


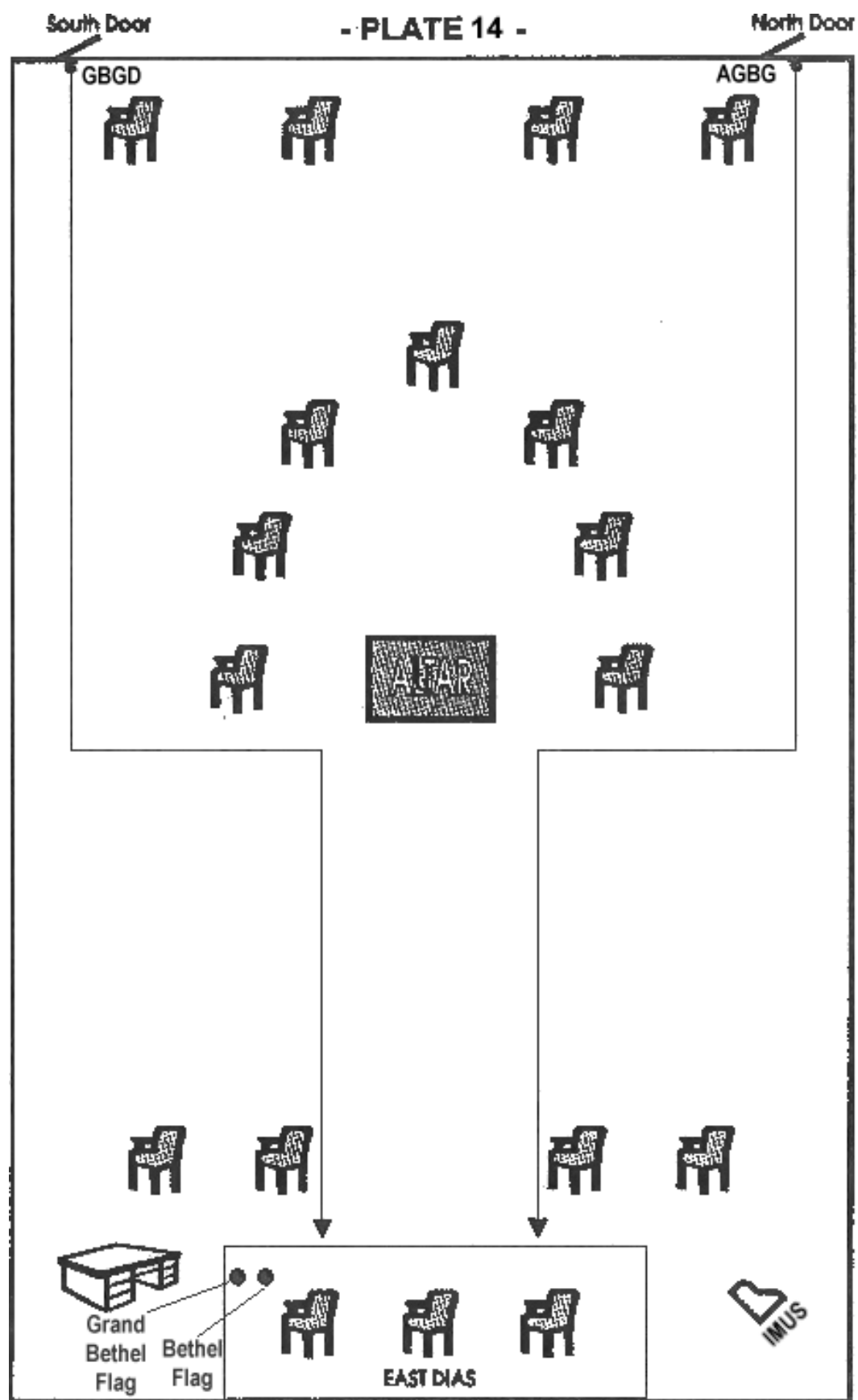


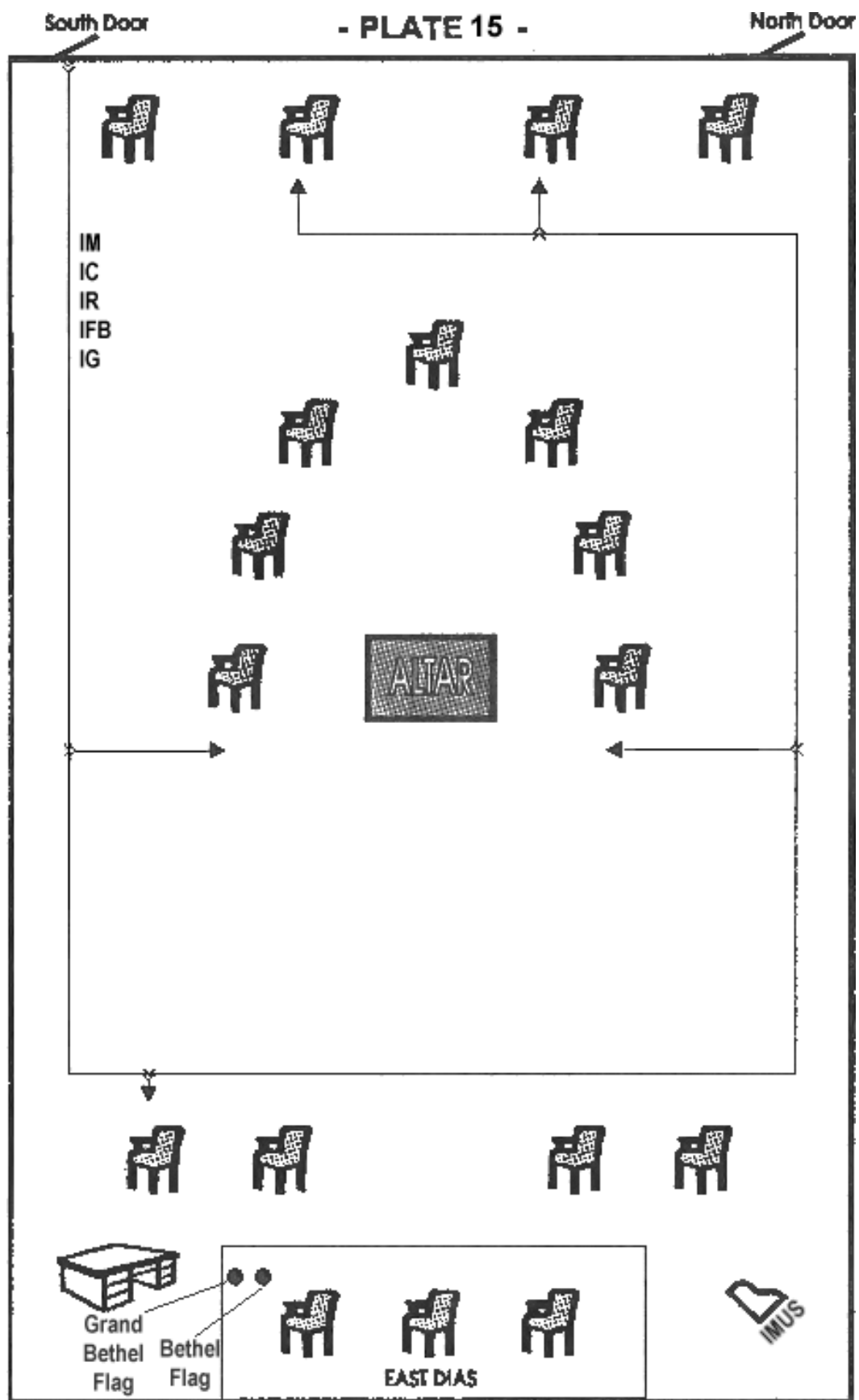


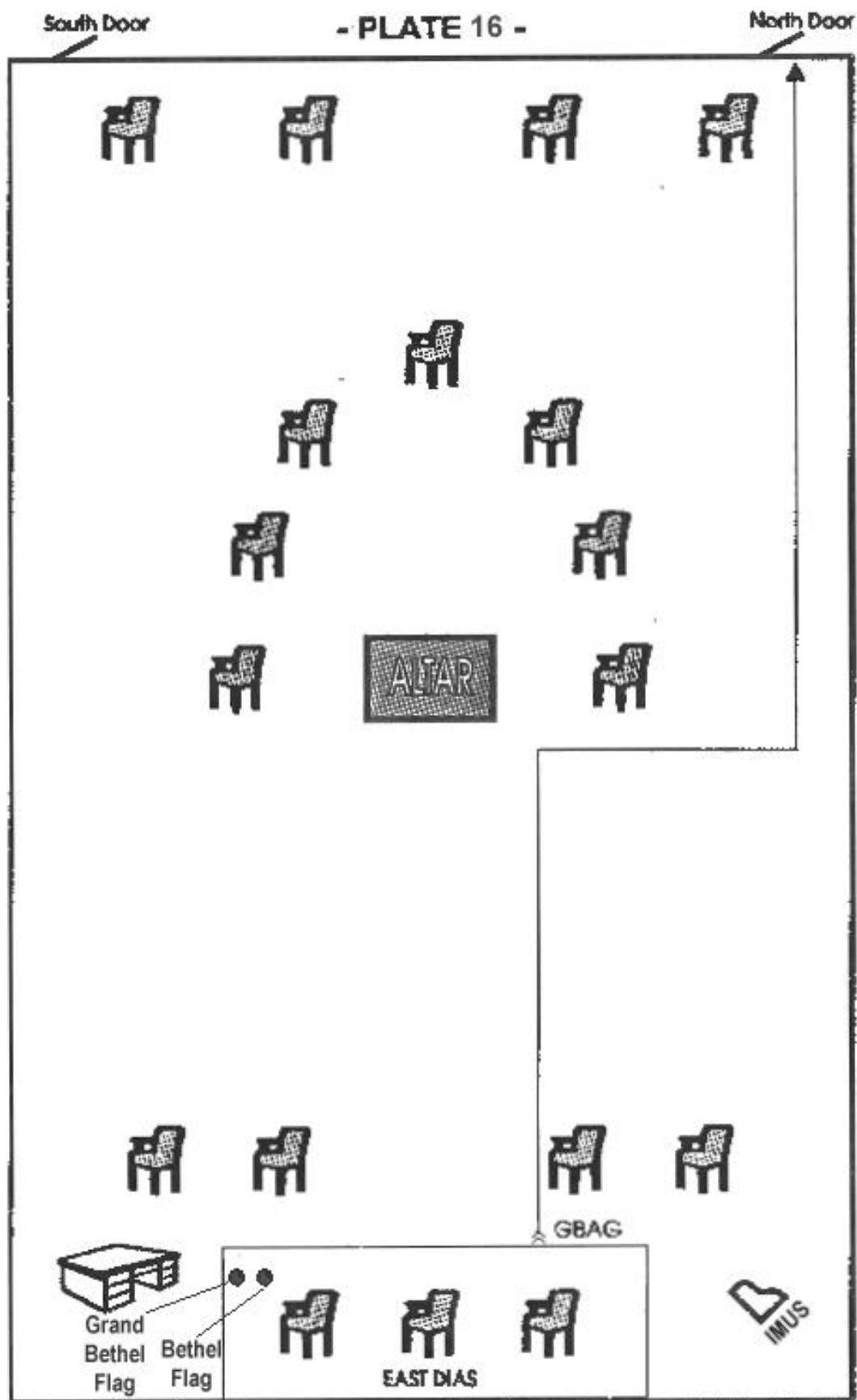




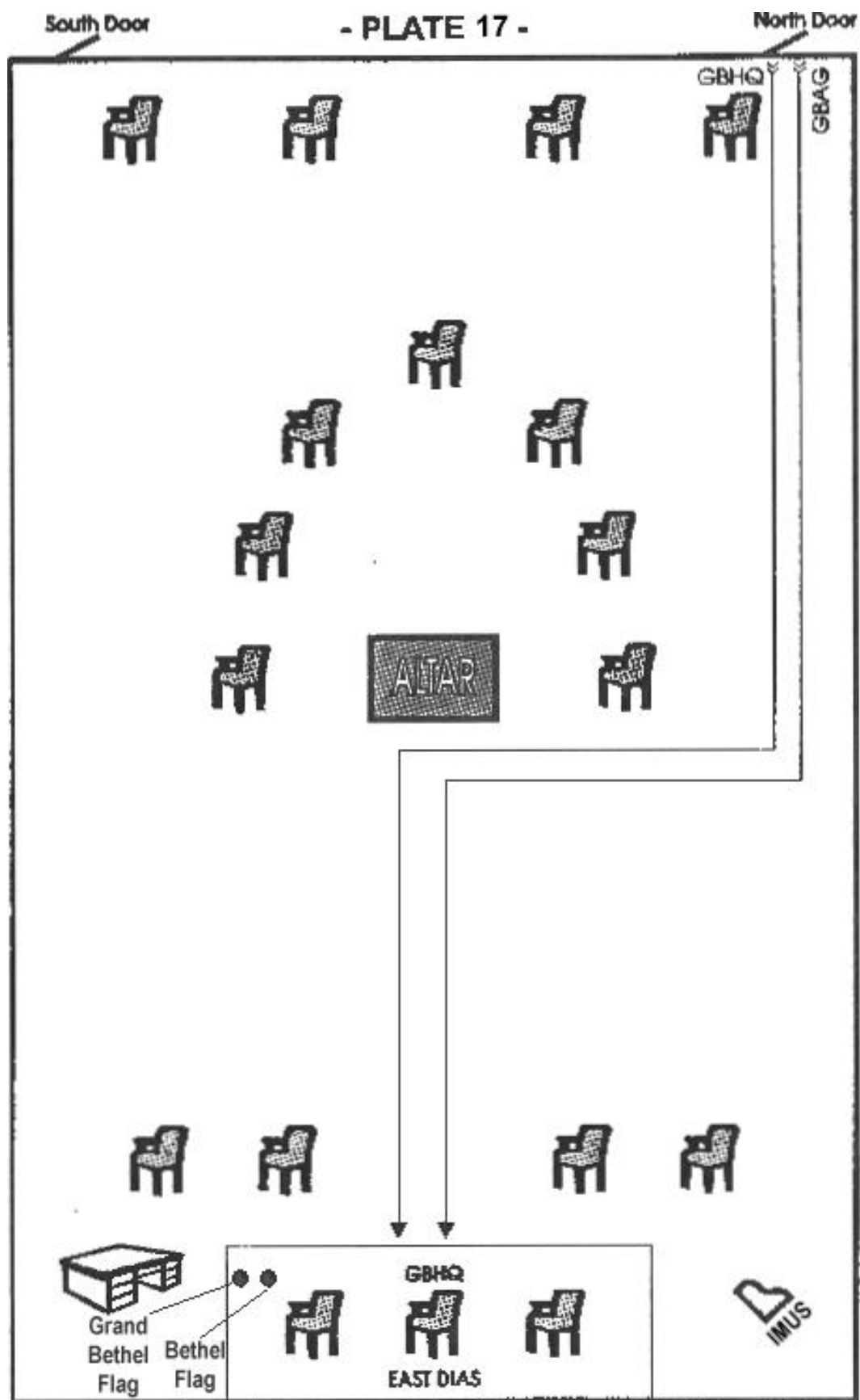


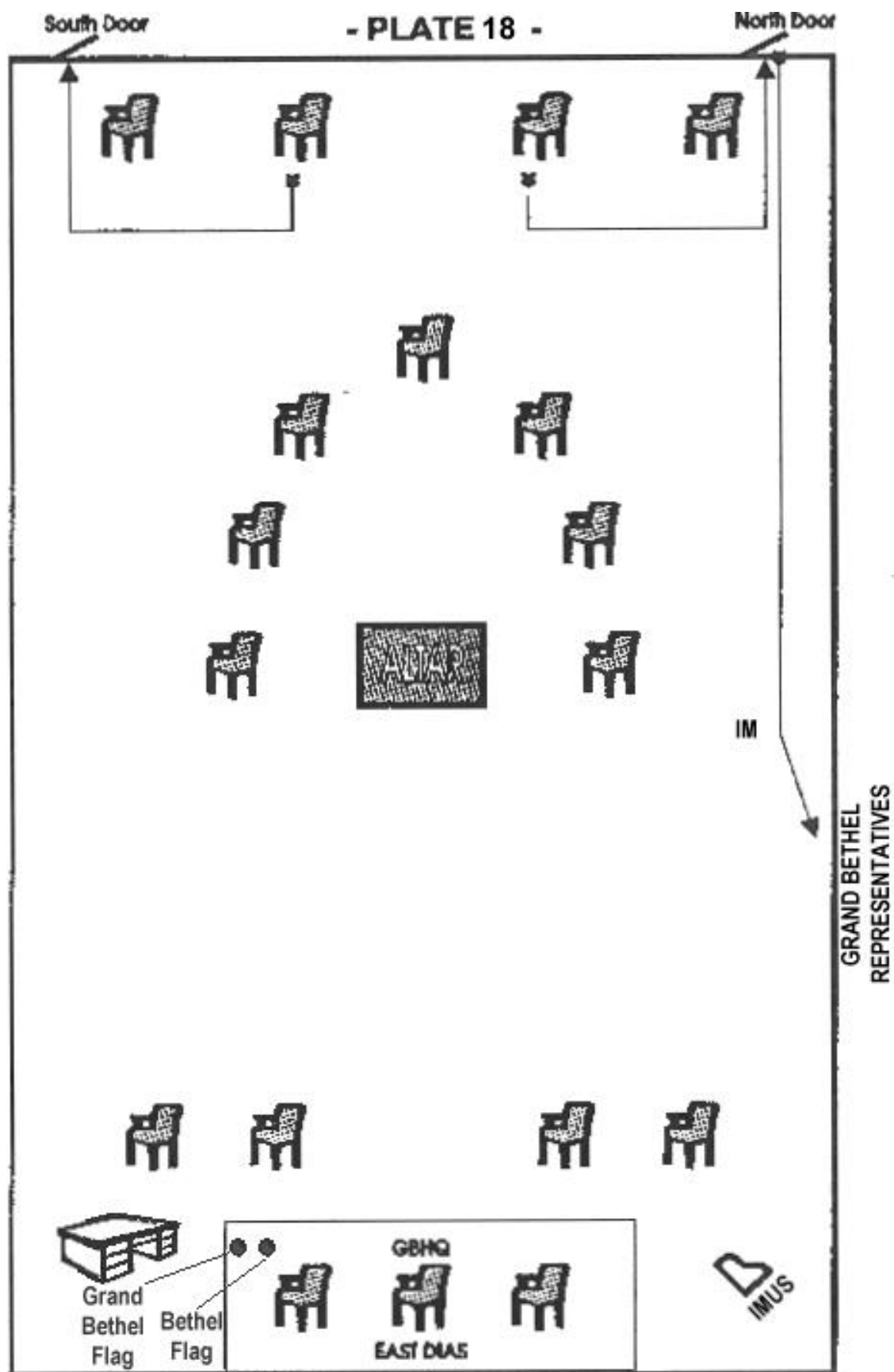












South Door

# - PLATE 19 -

North Door

